

Europe Region
Challenge
Pathfinders & Rangers



2021

The Europe Region



- Part of WAGGGS, the largest worldwide organization for girls and young women
- 10 million girls and women involved in 150 countries within WAGGGS
- The Europe Region has 64 national Girl Guide and Scout organizations in 41 countries
- There are 1.2 million girls in the Europe Region

The images on the next slides are from the WAGGGS website: www.waggggs.org

Logos From the Member Countries

- Guess which of the Europe Region countries the following Girl Guide logos are from. This is the Europe Region logo.




Which Country is this:

1. Albania

2. Austria

3. Armenia

4. Belarus



Which Country is This:

1. Belgium

2. Denmark

3. Cyprus

4. Czech
Republic




Which Country is This:

1. France

2. Georgia

3. Germany

4. Finland



Which Country is This?

1. Greece

2. Ireland

3. Israel

4. Hungary



Which Country is This?

1. Ukraine

2. Luxembourg

3. Russian
Federation

4. Monaco




Which Country is This?

1. Monaco

2. Norway

3. Poland

4. Netherland



ALLTID BEREDT

Which Country is This?

1. Turkey

2. Switzerland

3. Sweden

4. Saint Kitts



Word Search

- Try to find the Europe Region countries in the word search
- The 41 countries in the Europe Region are:
 - Albania, Armenia, Austria, Azerbaijan, Belarus, Belgium, Cyprus, Czech Republic, Denmark, Estonia, Finland, France, Georgia, Germany, Greece, Hungary, Iceland, Ireland, Israel, Italy, Latvia, Liechtenstein, Lithuania, Luxembourg, Malta, Monaco, Netherlands, Norway, Poland, Portugal, Romania, Russian Federation, San Marino, Slovak Republic, Slovenia, Spain, Sweden, Switzerland, Turkey, Ukraine, United Kingdom

The word search was developed on an online word search program -
www.superteacherworksheets.com

Name: _____

Europe Region


I A I N A M O R C P M E L U X E M B O U R G W
S S P N G F R I E Z N A S I C E L A N D Q C T
R L L Q O B R Z T S E E L W Y S Y E K R U T L
A I M O L R E A S A T C T T I J D N A L E R I
E E G C V W W L N W L O H H A T E C E E R G T
L C T M H A H A G C E Y N R E U Z J V O U L H
F H G L D A K U Y I E D A I E R G E Q M S I U
I T E A N I M R N F U I E R A P L E R X S A A
N E O G A N O C E G C M D N M U U A R L I L N
L N R U L A N A Y P A N S E L E K B N M A G I
A S G T O B A P U L U R T P N A N R L D A N A
N T I R P L C H P M U B Y G A M T I A I S N D
D E A O A A O M S U R A L E B I A V A I C T Y
Q I Q P Y A M A Z E R B A I J A N R I X N Z U
Q N S A N M A R I N O B G S C F G M K A N E L
S L O V E N I A A I R T S U A S U R P Y C R O

Find the following words in the puzzle.

Words are hidden     and .

ALBANIA	DENMARK	ICELAND	MALTA	SAN MARINO
ARMENIA	ESTONIA	IRELAND	MONACO	SLOVAK
AUSTRIA	FINLAND	ISRAEL	NETHERLANDS	REPUBLIC
AZERBAIJAN	FRANCE	ITALY	NORWAY	SLOVENIA
BELARUS	GEORGIA	LATVIA	POLAND	SPAIN
BELGIUM	GERMANY	LIECHTENSTEIN	PORTUGAL	SWEDEN
CYPRUS	GREECE	LITHUANIA	ROMANIA	SWITZERLAND
CZECH	HUNGARY	LUXEMBOURG	RUSSIA	TURKEY
REPUBLIC				UKRAINE

DIY : CELTIC HEART KNOT NECKLACE



Celtic Knot Necklace

Can make into a bracelet, necklace or anklet

From clonesncloves.wordpress.com

Cross Stich Patterns – World Centres

Pax Lodge is in England and Our Chalet is in Switzerland, both in the Europe Region.

Enjoy doing a cross stitch pattern for each of these world centres.

From https://guidezone.e-guiding.com/liz_wcenters_xstitch.htm

Our Chalet

Canvas 13 holes x 18 holes

Blue B
Dk.Brown R
Beige O
White w

B B B B B B B B B B B B B w w w w
B B B B B R R R B B B w w w w w w
B B B B R R R R R R w w w w w w w
B B B R R R R R R R R w w w w w
B B R R R O R O R O R R R w w w w
B R R R R R R R R R R R R w w w
R R R O R O R O R O R w R w w
w w R R R R R R R R R R w w w w
w w R O O O R R R R R R w w w w
w w R O O O O R R R R R w w w w
w w w O O O O O w w w w w w w w
w w w w w w w w w w w w w w w w

Pax Lodge

Canvas 13 holes x 18 holes

- Blue B
- Beige O
- Black K
- Green G
- White w

B B B B B B B B B B B B K B B B B B
B B B B B B B B B B B B K B B B B B O
O B B B B B B B K K K K K B B B w
w B B B B B B K K K K K K K K B w
w B B B B B B K K K K K K K K
B K K K K K K K K w w w w w w w w
K K K K K K K K K K w w w w G w G
w w w w w w w w w K w w w G w G K w
w K K w w K K w K w w w G G G K w w
K K w w K K w K w w w w w G K w w K
K w w K K w K w w w w G G K w w w w
w w w w w w w w w w G G G G

Let's Make Something Tasty – Chocolate Fondue

- What you will need:
 - Tooth picks
 - Fruit of any kind you like
 - Chocolate
- Put the chocolate in a bowl and heat in the microwave until the chocolate is melted. Cut the fruit into bite size pieces. Using the tooth picks, dip the fruit into the melted chocolate and enjoy chocolate fondue inspired by Switzerland.
- You can use chocolate syrup instead of block chocolate if you do not want to melt the chocolate.